



Subtraction Meter Notes

March 3, 2017

A subtraction meter may be installed by any customer who has both water and sanitary sewer service provided by the FCWSA. The purpose of a subtraction meter is to negate the sewer charge for water used by the customer which will not enter the sanitary sewer system (i.e. water for an irrigation system or yard hydrant.)

Permitting Notes

- Submit a Request for Plumbing Permit Release (DSVC-0012), Fixture Count Worksheet (ENGR-0005 or ENGR0006), and if applicable additional water availability fee and meter fee to the FCWSA. The Fixture Count Worksheet will determine what your primary meter size will be with the new addition of water fixtures.
- When all applicable fee and forms are submitted and approved, the FCWSA will issue a Plumbing Permit Release.
- Submit the Plumbing Permit Release to Fauquier County Community Development.
- Community Development will issue a building permit.

Construction Notes

- Subtraction meters are owned and maintained by the customer.
- The subtraction meter installation shall be inspected by a Fauquier County Inspector.
- The customer is wholly responsible for the construction of the meter crock and installation of the meter. The FCWSA does not provide materials or labor.
- The installation shall conform to detail sheet WM-06.
- The subtraction meter shall be a 5/8"x3/4" Neptune T-10 with expansion nut and R-900 RF Radio Read.
- The water line material is to be SDR-9, CTS, 200psi, HDPE pipe. Ford pack joints with stainless steel inserts are to be used at all water line connections.
- It is the responsibility of the customer to provide the proof of final inspection from the Building Office to the FCWSA upon installation.
- The FCWSA will get the meter ID from installed subtraction meter.
- The FCWSA will not adjust bills until provided with the final inspection and meter ID is obtained.

FAUQUIER COUNTY WATER AND SANITATION AUTHORITY
7172 KENNEDY ROAD • WARRENTON, VA 20187
PHONE (540) 349-2092 • FAX (540) 347-7689
WEBSITE: fcwsa.org



REQUEST FOR PLUMBING PERMIT RELEASE

As the Contractor and/or Owner are applying for a plumbing permit to modify the interior/exterior plumbing of the affected property, the Authority's service capacity allocation (meter size) to the property may be increased in accordance with the procedures of the Authority's Rules and Regulations. Should such an increase occur, the Authority will assess a Supplemental Availability Fee to the property for the increase in meter size. Further, should the quarterly and/or annual usage limits allowed for a particular meter in accordance with the Authority's Schedule of Rates, Fees and Other Charges be exceeded, the Authority will assess a Supplemental Availability Fee to the property for the increase in meter size resulting from the property's increased service demand.

CONTRACTOR'S NAME: _____

COMPANY ADDRESS: _____

DATE REQUESTED: _____ DAYTIME PHONE: _____

SUBTRACTION METER (Please Circle): INSTALL / EXISTING / NONE

PARCEL IDENTIFICATION NUMBER: _____

SERVICE DISTRICT: _____

ADDRESS OF PROPERTY SERVED: _____

CONTRACTOR'S SIGNATURE: _____

PRINTED NAME: _____

CONTRACTOR'S CONTACT PERSON: _____

WORK/DAYTIME PHONE: _____

HOME/EVENING PHONE: _____

PROPERTY USE (RESIDENTIAL/COMMERCIAL) _____

OWNER'S NAME: _____

OWNER'S ADDRESS:
(If different from Property Served) _____

PROPOSED PLUMBING SCHEMATIC:

I/we am/are the owner(s) of the property(ies) described in this application I/we have read the above and have been afforded the opportunity to read the Authority's Rules and Regulations and hereby agree to follow them as they now exist or may be hereafter amended.

Print Name of OWNER

Signature of OWNER

Print Name of OWNER

Signature of OWNER

***** TO BE COMPLETED BY THE AUTHORITY *****

CUSTOMER ACCOUNT NUMBER: _____

METER SIZE CURRENTLY ASSIGNED: _____

CURRENT SERVICE LINE SIZE (AND BRANCH LINE): _____

NEW METER SIZE ASSIGNED: _____

UPGRADE SERVICE LINE REQUIRED (AND BRANCH LINE)? : _____

ADDITIONAL AVAILABILITY FEES PAID - RECEIPT #: _____

PLUMBING PERMIT RELEASE ISSUED DATE: _____

Engineering Technician / Developer Services

Director of Engineering

Date: _____

Date: _____



Fauquier County Water & Sanitation Authority

Building 4176 Bludau Drive, Vint Hill

Warrenton, VA 20187-1646

Telephone: (540) 349-2092

Fax: (540) 347-7689

Worksheet for Residential Water Meter Sizing

Subdivision Name / Lot # : _____

Customer / Builder Name : _____

Property Address : _____

Fixture	Unit Fixture Value	Number of Fixtures	Fixture Value
Bathtub	8.0		0
Shower Head (Shower Only)	2.5		0
Toilet, Tank Type	4.0		0
Bathroom Sink (Lavatory)	1.5		0
Kitchen Sink	2.2		0
Wash Sink	4.0		0
Dishwasher	2.0		0
Washing Machine	6.0		0
Hose Connection	5.0		0
Other (Assign Unit Fixture Value)			0
COMBINED FIXTURE VALUE			0
Peak Domestic Demand			0 gpm
Dedicated Irrigation Demand	Irrigated Area (SF)	Zones	Irrigation Demand
			0 gpm
TOTAL FIXED DEMAND (Domestic plus Irrigation)			0 gpm

REQUIRED WATER METER SIZE



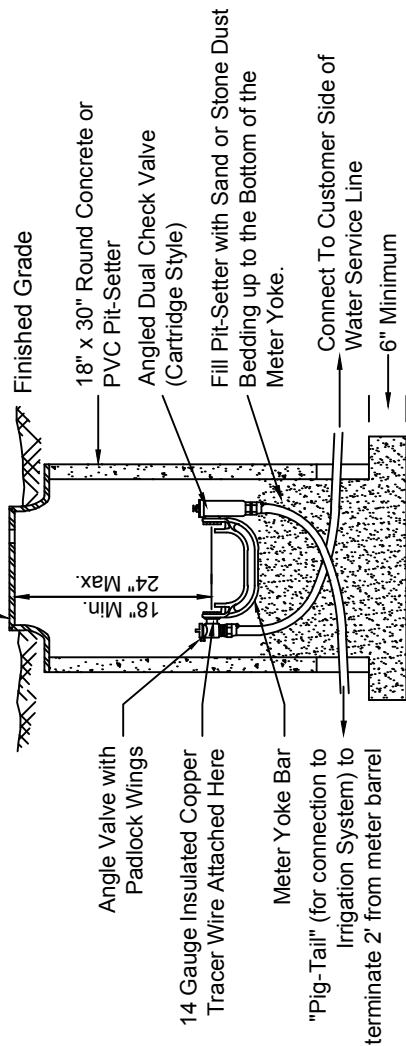
Fauquier County
Water and Sanitation Authority

Standard Water Subtraction Meter

Not to Scale

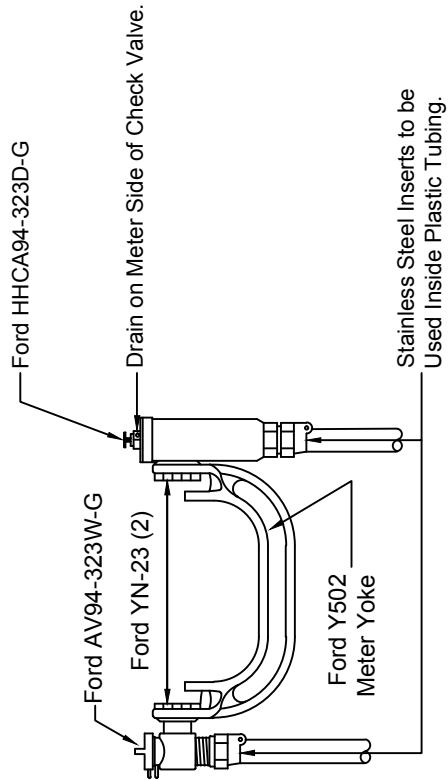
Revised: 03/20/07

Note: Part Numbers shown on this Detail are from Ford Manufacturing Company products. Approved equals may be used.



Meter Box Detail
for 5/8" x 3/4" Water Subtraction Meter

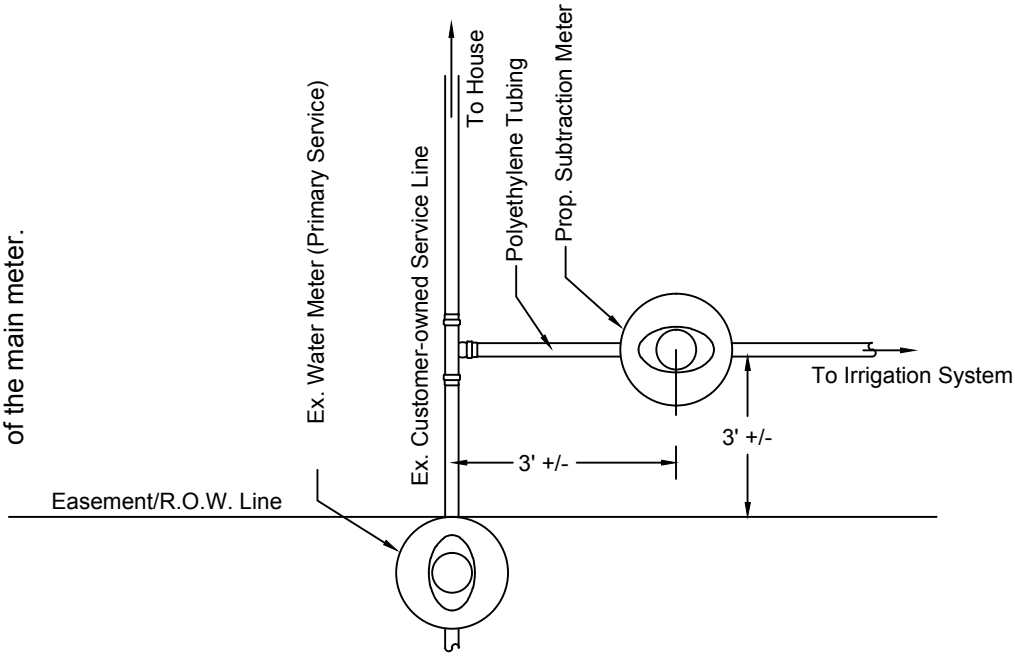
Note: ALL compression fittings shall include grip joints.



Meter Yoke Detail

WM-06

NOTE: Irrigation service line shall be connected to the customer's service line on the customer's side of the main meter.



Typical Connection of Subtraction Meter